


[Home](#)[Validate](#)

General information about company

Scrip code	532400
NSE Symbol	BSOFT
MSEI Symbol	NOTLISTED
ISIN	INE836A01035
Name of the company	Birlasoft Limited
Whether company is SME	No
Class of Security	Equity Shares
Type of report	Quarterly
Quarter Ended / Half year ended/Date of Report (For Prelisting / Allotment)	30-09-2024
Date of allotment / extinguishment (in case Capital Restructuring selected) / Listing Date	
Shareholding pattern filed under	Regulation 31 (1) (b)
Whether the listed entity is Public Sector Undertaking (PSU)?	No



[Home](#)[Validate](#)

Sr. No.	Particular	Yes/No	Promoter and Promoter Group	Public shareholder	Non Promoter- Non Public
1	Whether the Listed Entity has issued any partly paid up shares?	No	No	No	No
2	Whether the Listed Entity has issued any Convertible Securities ?	No	No	No	No
3	Whether the Listed Entity has issued any Warrants ?	No	No	No	No
4	Whether the Listed Entity has any shares against which depository receipts are issued?	No	No	No	No
5	Whether the Listed Entity has any shares in locked-in?	No	No	No	No
6	Whether any shares held by promoters are pledge or otherwise encumbered?	No	No		
7	Whether company has equity shares with differential voting rights?	No	No	No	No
8	Whether the listed entity has any significant beneficial owner?	No			





Table 1 - Summary Statement holding of specified securities

Note - Data will be automatically populated from shareholding pattern sheet - Data Entry Restricted in this sheet

Category (I)	Category of shareholder (II)	Nos. Of shareholders (III)	No. of fully paid up equity shares held (IV)	No. Of Partly paid-up equity shares held (V)	No. Of shares underlying Depository Receipts (VI)	Total nos. shares held (VII) = (IV)+(V)+(VI)	Shareholding as a % of total no. of shares (calculated as per SCRR, 1957) As a % of (A+B+C2) (VIII)	Number of Voting Rights held in each class of securities (X)			No. Of Shares Underlying Outstanding convertible securities (XI)	No. of Shares Underlying Outstanding Warrants (XII)	No. Of Shares Underlying Outstanding convertible securities and No. Of Warrants (XIII) (a)	Shareholding, as a % assuming full conversion of convertible securities as a percentage of diluted share capital (XIV) = (VIII)+(XIII) As a % of (A+B+C2)	Number of Locked in shares (XV)		Number of Shares pledged or otherwise encumbered (XVI)		Number of equity shares held in dematerialized form (XVII)	Sub-categorization of shares		
								No of Voting (XIV) Rights							Total as a % of (A+B+C)	Shareholding (No. of shares) under						
								Class e.g. X	Class e.g. Y	Total						Sub-category (i)	Sub-category (ii)	Sub-category (iii)				
(A)	Promoter & Promoter Group	2	112905785			112905785	40.86	112,905,785.00				40.86					112905785					
(B)	Public	445811	163365059			163365059	59.13	163365059.00	59.13			59.13					162734039	0	0	0		
(C)	Non Promoter- Non Public	1	30000			30000	0.01	30000.00	0.01			0.01					30000					
(C1)	Shares underlying DfTs																					
(C2)	Shares held by Employee Trusts	1	30000			30000	0.01	30,000.00	0.01			0.01					30000					
	Total	445814	276300844			276300844	100	276300844.00	100.00			100					275669824	0	0	0		



Sl. No.	Category & Name of the Shareholders (B)	No. Of shareholders (B)	No. of fully paid up equity shares held (V)	No. Of Party paid-up equity shares held (V)	No. Of shares underlying Depository Receipts (W)	Total nos. shares held (V)+(V1)+(V2)	Shareholding as a % of total no. of shares (calculated as per SCRs, 5937 (9)) As a % of (A+B+C2)	Number of Voting Rights held in each class of securities(X)			No. Of Shares Underlying Outstanding convertible securities (Y)	No. Of Shares Underlying Outstanding Warrants (S)	No. Of Shares Underlying Outstanding convertible securities and No. Of Warrants (X) (a)	Shareholding, as a % assuming full conversion of convertible securities (as a percentage of diluted share capital) (X)+(Y)+(S) As a % of (A+B+C2)	Number of Locked in shares (B)(1)		Number of Shares pledged or otherwise encumbered (B)(2)		Number of equity shares held in dematerialized form (D)(V)	Sub-categorization of shares Shareholding (No. of shares) under			
								No of Voting (X)(Rights)							Total as a % of Total Voting rights	No. (A)	As a % of total Shares held (B)	No. (A)		As a % of total Shares held (B)	Sub-category (i)	Sub-category (ii)	Sub-category (iii)
								Class (X) X	Class (X) Y	Total													
A Table II - Statement showing shareholding pattern of the Promoter and Promoter Group																							
(1) India																							
(A)	Subsidiaries/Wholly owned Family																						
(B)	Central Government / State Government(s)																						
(C)	Foreign Institutional Investors																						
(D)	Any Other category	2	11200785			11200785	40.86		11200785.00									40.86			11200785		
	Sub-Total (A)(1)	2	11200785			11200785	40.86		11200785.00									40.86			11200785		
(2) Foreign																							
(A)	Subsidiaries/Wholly owned Family																						
(B)	Government																						
(C)	Subsidiaries																						
(D)	Foreign Institutional Investors																						
(E)	Any Other category																						
	Sub-Total (A)(2)																						
	Total Shareholding of Promoter and Promoter Group (A)+(A)(2)(A)(3)	2	11200785			11200785	40.86		11200785.00				40.86								11200785		
Table III - Statement showing shareholding pattern of the Public shareholder																							
(1) Institutions (Domestic)																							
(A)	Mutual Funds	32	6226805			6226805	22.54		6226805.00												6226805		
(B)	Insurance Capital Funds																						
(C)	Insurance Investment Funds	8	2487211			2487211	0.90		2487211.00												2487211		
(D)	Banks	3	17901			17901	0.01		17901.00												17901		
(E)	Insurance Companies	10	2237232			2237232	0.81		2237232.00												2237232		
(F)	Pension Funds/Provident Funds																						
(G)	Other Financial Institutions																						
(H)	Other Financial Institutions																						
(I)	Other Financial Institutions	3	3262			3262	0.00		3262.00												3262		
(J)	Other Financial Institutions																						
(K)	Any Other category																						
	Sub-Total (B)(1)	56	67012411			67012411	24.25		67012411.00				24.25								67012411		
(2) Institutions (Foreign)																							
(A)	Foreign Direct Investments																						
(B)	Foreign Venture Capital Investors																						
(C)	Foreign Wealth Funds																						
(D)	Foreign Portfolio Investors (FPIs)	175	3123997			3123997	11.30		3123997.00												3123997		
(E)	Foreign Portfolio Investors (FPIs)	16	1122705			1122705	0.41		1122705.00												1122705		
(F)	Other Financial Institutions																						
(G)	Other Financial Institutions																						
(H)	Any Other category																						
	Sub-Total (B)(2)	191	32356662			32356662	11.71		32356662.00				11.71								32356662		
(3) Central Government / State Government(s)																							
(A)	Central Government / President of India																						
(B)	State Government / Government																						
(C)	Shareholding by Companies of Bodies Corporate, which Control / State Government is promoter																						
	Sub-Total (B)(3)																						
(4) Non-Institutions																							
(A)	Associate companies / Subsidiaries																						
(B)	Directors and their relatives (excluding independent directors and former directors)																						
(C)	Key Managerial Personnel	1	34351			34351	0.01		34351.00												34351		
(D)	Relatives of promoters (other than immediate relatives), of persons discharging substantial functions in the company (including promoters, past and present)																						
(E)	Trusts where any person belonging to promoter and promoter group category is trustee, beneficiary or settlor of the trust																						
(F)	Anchor Investors and Post-IPO Fund (AIF)	5	231191			231191	0.08		231191.00												231191		
(G)	Investors holding holding normal share capital in the public	422124	51303020			51303020	18.57		51303020.00												51303020		
(H)	Investors holding holding normal share capital in the public	11	1809745			1809745	0.65		1809745.00												1809745		
(I)	Non Resident Indians (NRIs)	7126	4052515			4052515	1.47		4052515.00												4052515		
(J)	Foreign Nationals	4	161743			161743	0.06		161743.00												161743		
(K)	Foreign Companies																						
(L)	Other Companies	3515	4844813			4844813	1.75		4844813.00												4844813		
(M)	Any Other category	484	1556608			1556608	0.56		1556608.00												1556608		
	Sub-Total (B)(4)	445565	63995986			63995986	23.16		63995986.00				23.16								63995986		
	Total Public Shareholding (B)-(B)(1)-(B)(2)-(B)(3)-(B)(4)	458111	163365599			163365599	59.11		163365599.00				59.11								163365599		
Table IV - Statement showing shareholding pattern of the Non Promoter- Non Public shareholder																							
(A)	Subsidiaries/Wholly owned Family																						
(B)	Central Government / State Government(s)																						
(C)	Foreign Institutional Investors																						
(D)	Any Other category	1	30000			30000	0.01		30000.00												30000		
	Total NonPromoter- Non Public Shareholding (C)-(C)(1)-(C)(2)	1	30000			30000	0.01		30000.00				0.01								30000		
	Total (A+B+C+D)	445814	176303044			176303044	100.00		176303044.00				100.00								176303044		
	Total (A+B+C+D)	445814	176303044			176303044	100.00		176303044.00				100.00								176303044		
Disclosure of notes on shareholding pattern																							
Disclosure of notes in case of promoter holding in dematerialised form is less than 100 percentage																							
Disclosure of notes in case of public share holding is less than 25 percentage																							
Disclosure of notes on shareholding pattern for company remarks explanatory																							



[Home](#)[Validate](#)

Serial No.	Category	Name of the Shareholders (I)	PAN (II)	No. of the Shareholders (I)	No. of fully paid up equity shares held (IV)	Total nos. shares held (VII) = (IV)+(V)+ (VI)	Shareholding as a % of total no. of shares (calculated as per SCRR, 1957) (VIII) As a % of (A+B+C2)	Number of Voting Rights held in each class of securities (IX)			Shareholding, as a % assuming full conversion of convertible securities (as a percentage of diluted share capital) (X)= (VII)+(X) As a % of (A+B+C2)	Number of equity shares held in dematerialized form (XIV)	Reason for not providing PAN	Shareholder type
								No of Voting (XIV) Rights		Total as a % of Total Voting rights				
								Class eg: X	Total					
A1(d) Any Other (specify)														
<div style="display: flex; justify-content: space-between;"> Add Delete </div>														
1	Bodies Corporate	National Engineering Industries Limited	AAACN9969L	1	107736274	107736274	38.99	107736274.00	107736274.00	38.99	38.99	107736274		Promoter
2	Bodies Corporate	Central India Industries Limited	AABCC2194H	1	5169511	5169511	1.87	5169511.00	5169511.00	1.87	1.87	5169511		Promoter
Click here to go back				Total	2	112905785	112905785	40.86	112905785.00	112905785.00	40.86	40.86	112905785	



Serial No.	Name of the Shareholders (I)	PAN (II)	No. of fully paid up equity shares held (IV)	Total nos. shares held (VII) = (IV)+(V)+ (VI)	Shareholding as a % of total no. of shares (calculated as per SCRR, 1957) (VIII) As a % of (A+B+C2)	Number of Voting Rights held in each class of securities (IX)			Shareholding , as a % assuming full conversion of convertible securities (as a percentage of diluted share capital) (XI)= (VII)+(X) As a % of (A+B+C2)	Number of equity shares held in dematerialized form (XIV)	Reason for not providing PAN	Sub-categorization of shares		
						No of Voting (XIV) Rights		Total as a % of Total Voting rights				Shareholding (No. of shares) under		
						Class eg: X	Total					Sub-category (i)	Sub-category (ii)	Sub-category (iii)
B1(a) Mutual Funds														
<div style="display: flex; justify-content: space-between; align-items: center;"> Add Delete Disclosure of shareholder holding more than 1% of total number of shares </div>														
1	Kotak Emerging Equity Scheme	AAATK4475F	12842253	12842253	4.65	12842253.00	12842253.00	4.65	4.65	12842253		0	0	0
2	Hdfc Trustee Company Limited-Hdfc Flexi C	AAATH1809A	9912264	9912264	3.59	9912264.00	9912264.00	3.59	3.59	9912264		0	0	0
3	Aditya Birla Sun Life Trustee Private Limited	AAATB0102C	6601886	6601886	2.39	6601886.00	6601886.00	2.39	2.39	6601886		0	0	0
4	Axis Mutual Fund Trustee Limited A/C Axis	AACTA5925A	4234150	4234150	1.53	4234150.00	4234150.00	1.53	1.53	4234150		0	0	0
5	Tata Digital India Fund	AAATT0570A	4016233	4016233	1.45	4016233.00	4016233.00	1.45	1.45	4016233		0	0	0
6	Icici Prudential Technology Fund	AAAAI0038F	3765409	3765409	1.36	3765409.00	3765409.00	1.36	1.36	3765409		0	0	0
7	Nippon Life India Trustee Ltd-A/C Nippon I	AAATR0090B	3461806	3461806	1.25	3461806.00	3461806.00	1.25	1.25	3461806		0	0	0
8	Franklin India Smaller Companies Fund	AAATT4931H	2789747	2789747	1.01	2789747.00	2789747.00	1.01	1.01	2789747		0	0	0
	Click here to go back	Total	47623748	47623748	17.24	47623748.00	47623748.00	17.24	17.24	47623748		0	0	0



Serial No.	Name of the Shareholders (I)	PAN (II)	No. of fully paid up equity shares held (IV)	Total nos. shares held (VII) = (IV)+(V)+ (VI)	Shareholding as a % of total no. of shares (calculated as per SCRR, 1957) (VIII) As a % of (A+B+C2)	Number of Voting Rights held in each class of securities (IX)			Shareholding, as a % assuming full conversion of convertible securities (as a percentage of diluted share capital) (XI)= (VII)+(X) As a % of (A+B+C2)	Number of equity shares held in dematerialized form (XIV)	Reason for not providing PAN	Sub-categorization of shares		
						No of Voting (XIV) Rights		Total as a % of Total Voting rights				Shareholding (No. of shares) under		
						Class eg: X	Total					Sub-category (i)	Sub-category (ii)	Sub-category (iii)
B2(d) Foreign Portfolio Investors Category I														
<div style="display: flex; justify-content: space-between; align-items: center;"> Add Delete Disclosure of shareholder holding more than 1% of total number of shares </div>														
1	Kotak Funds - India Midcap Fund	AAGCK4148L	6175745	6175745	2.24	6175745.00	6175745.00	2.24	2.24	6175745		0	0	0
	Click here to go back	Total	6175745	6175745	2.24	6175745.00	6175745.00	2.24	2.24	6175745		0	0	0



Serial No.	Category	Category / More than 1 percentage	Name of the Shareholders (I)	PAN (II)	No. of the Shareholders (I)	No. of fully paid up equity shares held (IV)	Total nos. shares held (VI) = (V)+(IV)+ (VI)	Shareholding as a % of total no. of shares (calculated as per SCRR, 1957) (VII) As a % of (A+B+C2)	Number of Voting Rights held in each class of securities (X)			Shareholding, as a % assuming full conversion of convertible securities (as a percentage of diluted share capital) (XI) = (VII)+(X) As a % of (A+B+C2)	Number of equity shares held in dematerialized form (XIV)	Reason for not providing PAN	Sub-categorization of shares				
									No of Voting (XIV) Rights		Total as a % of Total Voting rights				Shareholding (No. of shares) under				
									Class eg: X	Total					Sub-category (i)	Sub-category (ii)	Sub-category (iii)		
B4(m) Any Other (specify)																			
		Category																	
		Add Delete																	
1	Trusts	Category			7	2070	2070	0.00	2070	2070	0.00	0.00	2070		0	0	0		
2	HUF	Category			4462	1260505	1260505	0.46	1260505	1260505	0.46	0.46	1260505		0	0	0		
3	Unclaimed or Suspense or Escrow Account	Category			1	14000	14000	0.01	14000	14000	0.01	0.01	14000		0	0	0		
4	Clearing Members	Category			14	280033	280033	0.10	280033	280033	0.10	0.10	280033		0	0	0		
						Click here to go back	Total	4484	1556608	1556608	0.57	1556608.00	1556608.00	0.57	0.57	1556608	0	0	0



[Home](#)[Validate](#)**Details of Shares which remain unclaimed for Public**

Serial No.	Number of shareholders	Outstanding shares held in demat or unclaimed suspense account	voting rights which are frozen	Disclosure of notes on shares which remain unclaimed for public
	Add	Delete		Click here to go back
1	1	14000		
2	495	233191		



Table VI - Statement showing foreign ownership limits


Particular	Approved limits (%)	Limits utilized (%)
As on shareholding date	100.00	13.24
As on the end of previous 1st quarter	100.00	20.33
As on the end of previous 2nd quarter	100.00	25.06
As on the end of previous 3rd quarter	100.00	22.91
As on the end of previous 4th quarter	100.00	19.26

Notes :-

- 1) "Approved Limits (%)" means the limit approved by Board of Directors / shareholders of the Listed entity. In case the listed entity has no Board approved limit, provide details of sectoral / statutory cap prescribed by Government / Regulatory Authorities
- 2) Details of Foreign ownership includes foreign ownership / investments as specified in Rule 2(s) of the Foreign Exchange Management (Non-debt Instruments) Rules, 2019, made under the Foreign Exchange Management Act, 1999.

Note:

For the purpose of calculation of Foreign ownership limits, we have considered Foreign Portfolio Investors, Non Resident Indians and Foreign Nationals

For **Birlasoft Limited**


Sneha Padve
Company Secretary & Compliance Officer

