


[Home](#)[Validate](#)

### General information about company

Scrip code	532400
NSE Symbol	BSOFT
MSEI Symbol	NOTLISTED
ISIN	INE836A01035
Name of the company	Birlasoft Limited
Whether company is SME	No
Class of Security	Equity Shares
Type of report	Quarterly
Quarter Ended / Half year ended/Date of Report (For Prelisting / Allotment)	31-03-2024
Date of allotment / extinguishment (in case Capital Restructuring selected) / Listing Date	
Shareholding pattern filed under	Regulation 31 (1) (b)
Whether the listed entity is Public Sector Undertaking (PSU)?	No



[Home](#)[Validate](#)

Sr. No.	Particular	Yes/No	Promoter and Promoter Group	Public shareholder	Non Promoter- Non Public
1	Whether the Listed Entity has issued any partly paid up shares?	No	No	No	No
2	Whether the Listed Entity has issued any Convertible Securities ?	No	No	No	No
3	Whether the Listed Entity has issued any Warrants ?	No	No	No	No
4	Whether the Listed Entity has any shares against which depository receipts are issued?	No	No	No	No
5	Whether the Listed Entity has any shares in locked-in?	No	No	No	No
6	Whether any shares held by promoters are pledge or otherwise encumbered?	No	No		
7	Whether company has equity shares with differential voting rights?	No	No	No	No
8	Whether the listed entity has any significant beneficial owner?	No			




Table I - Summary Statement holding of specified securities

Note : Data will be automatically populated from shareholding pattern sheet - Data Entry Restricted in this sheet


Category (I)	Category of shareholder (II)	Nos. Of shareholders (III)	No. of fully paid up equity shares held (IV)	No. Of Partly paid-up equity shares held (V)	No. Of shares underlying Depository Receipts (VI)	Total nos. shares held (VII) = (IV)+(V)+(VI)	Shareholding as a % of total no. of shares (calculated as per SCRR, 1957) (VIII) As a % of (A+B+C2)	Number of Voting Rights held in each class of securities (IX)			No. Of Shares Underlying Outstanding convertible securities (X)	No. of Shares Underlying Outstanding Warrants (XI)	No. Of Shares Underlying Outstanding convertible securities and No. Of Warrants (XII) (a)	Shareholding, as a % assuming full conversion of convertible securities (as a percentage of diluted share capital) (XIII) = (VII)+(X) As a % of (A+B+C2)	Number of Locked in shares (XIV)		Number of Shares pledged or otherwise encumbered (XV)		Number of equity shares held in dematerialized form (XVI)	Sub-categorization of shares			
								No of Voting (XIV) Rights							Total as a % of (A+B+C)	No. (a)	As a % of total Shares held (b)	No. (a)		As a % of total Shares held (b)	Shareholding (No. of shares) under		
								Class eg. X	Class egypty	Total											Sub-category (I)	Sub-category (II)	Sub-category (III)
(A)	Promoter & Promoter Group	2	112905785			112905785	40.92	112,905,785.00				40.92						112905785					
(B)	Public	338385	162989436			162989436	59.07	16,298,943.00				59.07						162264416	0	0	0		
(C)	Non Promoter- Non Public	1	42200			42200		42,200.00				0.02						42200					
(C1)	Shares underlying DRs																						
(C2)	Shares held by Employee Trusts	1	42200			42200	0.02	42,200.00				0.02						42200					
	<b>Total</b>	<b>338388</b>	<b>275937421</b>			<b>275937421</b>	<b>100</b>	<b>275937421.00</b>				<b>100.00</b>						<b>275212401</b>	<b>0</b>	<b>0</b>	<b>0</b>		



Sr.	Category & Name of the Shareholders (I)	No. of shareholders (II)	No. of fully paid up equity shares held (IV)	No. Of Partly paid-up equity shares held (V)	No. Of shares underlying Depository Receipts (VI)	Total no. shares held (VII) = (IV)+(V)+(VI)	Shareholding as a % of total no. of shares (calculated as per SCRR, 1957) (A) As a % of (A+B+C)	Number of Voting Rights held in each class of securities(B)			No. Of Shares Underlying Outstanding convertible securities (D)	No. of Shares Underlying Outstanding Warrants (VIII)	No. Of Shares Underlying Outstanding convertible securities and No. Of Warrants (X) (A) As a % of (A+B+C)	Shareholding as a % assuming full conversion of convertible securities as a percentage of diluted share capital (D)+(VI)+(X) As a % of (A+B+C)	Number of Locked in shares (III)		Number of Shares pledged or otherwise encumbered (III)		Number of equity shares held in dematerialized form (IX)	Sub-categorization of shares Shareholding (This of shares) under			
								No of Voting (IV) Rights							Total as a % of Total Voting rights	No. (a)	As a % of Total Shares held (B)	No. (a)		As a % of Total Shares held (B)	Sub-category (I)	Sub-category (II)	Sub-category (III)
								Class 4% (E)	Class 6% (F)	Total													
<b>Table II - Statement showing shareholding pattern of the Promoter and Promoter Group</b>																							
<b>(A) Indian</b>																							
(H)	Individuals/Trusts/Partnership Firms																						
(H)	Central Government / State Government(s)																						
(H)	Corporate Institutions/Banks																						
(H)	Non-Corporate Individuals	2	112905785			112905785	49.92	112905785.00					49.92							112905785			
	<b>Sub-Total (A)(1)</b>	<b>2</b>	<b>112905785</b>			<b>112905785</b>	<b>49.92</b>	<b>112905785.00</b>					<b>49.92</b>							<b>112905785</b>			
<b>(B) Foreign</b>																							
(H)	Individuals/Partnership Firms/Trusts/Partnership Firms																						
(H)	Government																						
(H)	Institutions																						
(H)	Corporate Institutions/Banks																						
(H)	Non-Corporate Individuals																						
	<b>Sub-Total (A)(2)</b>																						
	<b>Total Shareholding of Promoter and Promoter Group (A)+(B)(A+B)</b>	<b>2</b>	<b>112905785</b>			<b>112905785</b>	<b>49.92</b>	<b>112905785.00</b>					<b>49.92</b>							<b>112905785</b>			
Details of Shares which remain unclaimed for Promoter & Promoter Group																							

<b>Table III - Statement showing shareholding pattern of the Public shareholder</b>																						
<i>Note - Kindly show details of shareholders having more than one percentage of total no. of shares. Please refer software manual.</i>																						
Sr.	Category & Name of the Shareholders (I)	No. of shareholders (II)	No. of fully paid up equity shares held (IV)	No. Of Partly paid-up equity shares held (V)	No. Of shares underlying Depository Receipts (VI)	Total no. shares held (VII) = (IV)+(V)+(VI)	Shareholding as a % of total no. of shares (calculated as per SCRR, 1957) (A) As a % of (A+B+C)	Number of Voting Rights held in each class of securities(B)			No. Of Shares Underlying Outstanding convertible securities (D)	No. of Shares Underlying Outstanding Warrants (VIII)	No. Of Shares Underlying Outstanding convertible securities and No. Of Warrants (X) (A) As a % of (A+B+C)	Shareholding as a % assuming full conversion of convertible securities as a percentage of diluted share capital (D)+(VI)+(X) As a % of (A+B+C)	Number of Locked in shares (III)		Number of Shares pledged or otherwise encumbered (III)		Number of equity shares held in dematerialized form (IX)	Sub-categorization of shares Shareholding (This of shares) under		
								No of Voting (IV) Rights							Total as a % of Total Voting rights	No. (a)	As a % of Total Shares held (B)	No. (a)		As a % of Total Shares held (B)	Sub-category (I)	Sub-category (II)
Class 4% (E)	Class 6% (F)	Total																				
<b>(A) Institutions (Foreign)</b>																						
(H)	Mutual Funds	80	44768161			44768161	18.22	44768161.00					18.22									
(H)	Foreign Central Funds																					
(H)	Alternative Investment Funds	11	892516			892516	0.32	892516.00					0.32									
(H)	Banks	3	25501			25501	0.01	25501.00					0.01									
(H)	Insurance Companies																					
(H)	Debt Reconstruction Funds	8	5678986			5678986	2.06	5678986.00					2.06									
(H)	Asset Reconstruction Companies																					
(H)	Securities Funds																					
(H)	REITs/InvSITs/Real Estate Funds	4	3818			3818	0.00	3818.00					0.00									
(H)	Other Financial Institutions																					
(H)	Non-Corporate																					
	<b>Sub-Total (B)(1)</b>	<b>98</b>	<b>51368982</b>			<b>51368982</b>	<b>18.82</b>	<b>51368982.00</b>					<b>18.82</b>							<b>51368982</b>		
<b>(B) Institutions (Indian)</b>																						
(H)	Central Government / State Government(s)																					
(H)	Central Government / President of India																					
(H)	State Government / Government																					
(H)	Shareholding by Companies in Indian Companies where Central / State Government is a shareholder																					
	<b>Sub-Total (B)(2)</b>	<b>1</b>	<b>6470974</b>			<b>6470974</b>	<b>23.48</b>	<b>6470974.00</b>					<b>23.48</b>							<b>6470974</b>		
<b>(C) Non Institutions</b>																						
(H)	Investor Companies / Subsidiaries																					
(H)	Directors and their relatives/holding independent directors and advisory directors																					
(H)	Key Managerial Personnel																					
(H)	Relations of promoters/other than immediate relatives of promoters disclosed under Promoter and Promoter Group category																					
(H)	Persons who are persons belonging to Promoter and Promoter Group category in Trustee, Beneficiary or holder of the Trust																					
(H)	Investor Education and Protection Fund (IEPF)	1	231326			231326	0.08	231326.00					0.08									
(H)	Resident Individuals holding normal share capital (i.e. up to 1 lakh)	127883	36404157			36404157	13.19	36404157.00					13.19									
(H)	Resident Individuals holding normal share capital (i.e. more than 1 lakh)	10	1711740			1711740	0.62	1711740.00					0.62									
(H)	Non Resident Indians (NRIs)	9988	4222311			4222311	1.53	4222311.00					1.53									
(H)	Corporate Bodies	2	147070			147070	0.05	147070.00					0.05									
(H)	Foreign Companies																					
(H)	Banks/Co-operatives																					
(H)	Non-Corporate	888	3716205			3716205	1.17	3716205.00					1.17									
(H)	Non-Corporate	250	809005			809005	0.31	809005.00					0.31									
	<b>Sub-Total (B)(3)</b>	<b>118804</b>	<b>46828330</b>			<b>46828330</b>	<b>16.97</b>	<b>46828330.00</b>					<b>16.97</b>							<b>46828330</b>		
	<b>Total Public Shareholding (B)+(B)(1)+(B)(2)+(B)(3)</b>	<b>118885</b>	<b>46288436</b>			<b>46288436</b>	<b>16.97</b>	<b>46288436.00</b>					<b>16.97</b>							<b>46288436</b>		
Details of the Shareholders who are in Consent for Public																						
Details of Shares which remain unclaimed for Public																						

<b>Table IV - Statement showing shareholding pattern of the Non Promoter - Non Public shareholder</b>																						
(I)	Individuals (Other than Share of the holder of the Share)																					
(I)	Corporate Bodies (Other than Promoter and Promoter Group)																					
	<b>Total Non Promoter - Non Public - Shareholding (I)+(I)(1)+(I)(2)</b>	<b>1</b>	<b>42200</b>			<b>42200</b>	<b>0.02</b>	<b>42200.00</b>					<b>0.02</b>							<b>42200</b>		
	<b>Total (A)+(A)(1)+(A)(2)</b>	<b>1</b>	<b>42200</b>			<b>42200</b>	<b>0.02</b>	<b>42200.00</b>					<b>0.02</b>							<b>42200</b>		
	<b>Total (A)+(A)(1)+(A)(2)</b>	<b>118888</b>	<b>47593742</b>			<b>47593742</b>	<b>100.00</b>	<b>47593742.00</b>					<b>100.00</b>							<b>47593742</b>		
	<b>Total (A)+(A)(1)+(A)(2)</b>	<b>118888</b>	<b>47593742</b>			<b>47593742</b>	<b>100.00</b>	<b>47593742.00</b>					<b>100.00</b>							<b>47593742</b>		
Disclosure of notes on shareholding pattern																						
Disclosure of notes in case of promoter holding in dematerialized form is less than 100 percentage																						
Disclosure of notes in case of public share holding is less than 25 percentage																						
Disclosure of notes on shareholding pattern for company remarks explanatory																						



Searial No.	Category	Name of the Shareholders (I)	PAN (II)	No. of the Shareholders (I)	No. of fully paid up equity shares held (IV)	Total nos. shares held (VII) = (V)+(VI) + (VI)	Shareholding as a % of total no. of shares (calculated as per SCRR, 1957) (VIII) As a % of (A+B+C2)	Number of Voting Rights held in each class of securities (IX)			Shareholding, as a % assuming full conversion of convertible securities (as a percentage of diluted share capital) (XI)= (VII)+(X) As a % of (A+B+C2)	Number of equity shares held in dematerialized form (XIV)	Reason for not providing PAN	Shareholder type
								No of Voting (XIV) Rights		Total as a % of Total Voting rights				
								Class eg: X	Total					
<b>A1(d) Any Other (specify)</b>														
<div style="display: flex; justify-content: space-between; align-items: center;"> <span>Add</span> <span>Delete</span> </div>														
1	Bodies Corporate	National Engineering Industries Limited	AAACN9969L	1	107736274	107736274	39.04	107736274.00	107736274.00	39.04	39.04	107736274		Promoter
2	Bodies Corporate	Central India Industries Limited	AABCC2194H	1	5169511	5169511	1.87	5169511.00	5169511.00	1.87	1.87	5169511		Promoter
		<a href="#">Click here to go back</a>	<a href="#">Total</a>	2	112905785	112905785	40.92	112905785.00	112905785.00	40.92	40.92	112905785		



Serial No.	Name of the Shareholders (I)	PAN (II)	No. of fully paid up equity shares held (IV)	Total nos. shares held (VII) = (IV)+(V)+ (VI)	Shareholding as a % of total no. of shares (calculated as per SCRR, 1957) (VIII) As a % of (A+B+C2)	Number of Voting Rights held in each class of securities (IX)			Shareholding, as a % assuming full conversion of convertible securities (as a percentage of diluted share capital) (XI)= (VII)+(X) As a % of (A+B+C2)	Number of equity shares held in dematerialized form (XIV)	Reason for not providing PAN	Sub-categorization of shares			
						No of Voting (XIV) Rights		Total as a % of Total Voting rights				Shareholding (No. of shares) under			
						Class eg: X	Total					Sub-category (i)	Sub-category (ii)	Sub-category (iii)	
<b>B1(a) Mutual Funds</b>															
<div style="display: flex; justify-content: space-between; align-items: center;"> <span>Add</span> <span>Delete</span> </div> <p style="text-align: center;"><b>Disclosure of shareholder holding more than 1% of total number of shares</b></p>															
1	Axis Mutual Fund Trustee Limited A/C Axis M	AACTA5925A	12798920	12798920	4.64	12798920.00	12798920.00	4.64	4.64	12798920		0	0	0	
2	Hsbc Small Cap Fund	AAATH2467G	8355081	8355081	3.03	8355081.00	8355081.00	3.03	3.03	8355081		0	0	0	
3	Tata Digital India Fund	AAATT0570A	3236998	3236998	1.17	3236998.00	3236998.00	1.17	1.17	3236998		0	0	0	
4	Nippon Life India Trustee Ltd-A/C Nippon In	AAATR0090B	2925709	2925709	1.06	2925709.00	2925709.00	1.06	1.06	2925709		0	0	0	
5	Aditya Birla Sun Life Trustee Private Limited	AAATB0102C	2824855	2824855	1.02	2824855.00	2824855.00	1.02	1.02	2824855		0	0	0	
<a href="#">Click here to go back</a>			<b>Total</b>	30141563	30141563	10.92	30141563.00	30141563.00	10.92	10.92	30141563		0	0	0



Serial No.	Name of the Shareholders (I)	PAN (II)	No. of fully paid up equity shares held (IV)	Total nos. shares held (VII) = (IV)+(V)+ (VI)	Shareholding as a % of total no. of shares (calculated as per SCRR, 1957) (VIII) As a % of (A+B+C2)	Number of Voting Rights held in each class of securities (IX)			Shareholding, as a % assuming full conversion of convertible securities (as a percentage of diluted share capital) (XI)= (VII)+(X) As a % of (A+B+C2)	Number of equity shares held in dematerialized form (XIV)	Reason for not providing PAN	Sub-categorization of shares		
						No of Voting (XIV) Rights		Total as a % of Total Voting rights				Shareholding (No. of shares) under		
						Class eg: X	Total					Sub-category (i)	Sub-category (ii)	Sub-category (iii)
<b>B2(d) Foreign Portfolio Investors Category I</b>														
<div style="display: flex; justify-content: space-between; align-items: center;"> <span><a href="#">Add</a></span> <span><a href="#">Delete</a></span> </div> <p style="text-align: center;"><b>Disclosure of shareholder holding more than 1% of total number of shares</b></p>														
1	Kotak Funds - India Midcap Fund	AAGCK4148L	5975745	5975745	2.17	5975745.00	5975745.00	2.17	2.17	5975745		0	0	0
2	Bnp Paribas Financial Markets - Odi	AAGFB5324G	5691194	5691194	2.06	5691194.00	5691194.00	2.06	2.06	5691194		0	0	0
	<a href="#">Click here to go back</a>	<b>Total</b>	11666939	11666939	4.23	11666939.00	11666939.00	4.23	4.23	11666939		0	0	0



Serial No.	Category	Category / More than 1 percentage	Name of the Shareholders (I)	PAN (II)	No. of the Shareholders (III)	No. of fully paid up equity shares held (IV)	Total nos. shares held (VII) = (IV)+(V)+(VI)	Shareholding as a % of total no. of shares (calculated as per SCRR, 1957) (VIII) As a % of (A+B+C2)	Number of Voting Rights held in each class of securities (IX)			Shareholding, as a % assuming full conversion of convertible securities (as a percentage of diluted share capital) (X) = (VII)/(A)	Number of equity shares held in dematerialized form (XIV)	Reason for not providing PAN	Sub categorization of shares			
									No of Voting (XIV) Rights		Total as a % of Total Voting rights				Shareholding (No. of shares) under			
									Class eg: X	Total					Sub-category (i)	Sub-category (ii)	Sub-category (iii)	
<b>(B)(m) Any Other (specify)</b>																		
<div style="display: flex; justify-content: space-between; align-items: center;"> <span style="background-color: #f4a460; padding: 2px 5px;">Add</span> <span style="background-color: #f4a460; padding: 2px 5px;">Delete</span> </div>																		
1	Trusts	Category			8	5932	5932	0.00	5932	5932	0.00	0.00	5932		0	0	0	
2	MF	Category			3227	829620	829620	0.30	829620	829620	0.30	0.30	829620		0	0	0	
3	Unclaimed or Suspense or Escrow Account	Category			1	14000	14000	0.01	14000	14000	0.01	0.01	14000		0	0	0	
4	Clearing Members	Category			14	9953	9953	0.00	9953	9953	0.00	0.00	9953		0	0	0	
				<a href="#">Click here to go back</a>	<b>Total</b>	3250	859505	859505	0.31	859505.00	859505.00	0.31	0.31	859505		0	0	0





[Home](#)[Validate](#)**Details of Shares which remain unclaimed for Public**

Serial No.	Number of shareholders	Outstanding shares held in demat or unclaimed suspense account	voting rights which are frozen	Disclosure of notes on shares which remain unclaimed for public
<a href="#">Add</a> <a href="#">Delete</a>		<a href="#">Click here to go back</a>		
1	13	14000		
2	495	233191		



[Home](#)[Validate](#)**Table VI - Statement showing foreign ownership limits**

Particular	Approved limits (%)	Limits utilized (%)
As on shareholding date	100.00	25.06
As on the end of previous 1st quarter	100.00	22.91
As on the end of previous 2nd quarter	100.00	19.26
As on the end of previous 3rd quarter	100.00	13.22
As on the end of previous 4th quarter	100.00	13.34

**Notes :-**

- 1) "Approved Limits (%)" means the limit approved by Board of Directors / shareholders of the Listed entity. In case the listed entity has no Board approved limit, provide details of sectoral / statutory cap prescribed by Government / Regulatory Authorities
- 2) Details of Foreign ownership includes foreign ownership / investments as specified in Rule 2(s) of the Foreign Exchange Management (Non-debt Instruments) Rules, 2019, made under the Foreign Exchange Management Act, 1999.

**Note:** For the purpose of calculation of Foreign ownership limits, we have considered Foreign Porfolio Investors, Non Resident Indians and Foreign Nationals

For **Birlasoft Limited**



Sneha Padve

**Company Secretary & Compliance Officer**

